

# FALL 2023 SUMMARY REPORT



Student Life



**Student Life:** Accompanying Saint Mary's students on their academic and co-curricular journey by supporting their wellness, providing quality lived experiences, and encouraging engagement.

FA23



Division of Student Life

# WHO WE ARE

Campus Assault Response and Education  
Campus Housing  
Campus Recreation  
Campus Safety & Transportation  
Center for Women and Gender Equity  
Club Sports  
Community Life  
Counseling and Psychological Services  
Intercultural Center  
New Student & Family Programs  
Residential Experience  
Student Health Center  
Student Involvement & Leadership

## *Table of Contents*

Message from VPSL	2
Special Events	3
Workshops	4
Intentionality	5
Housing	7
Organizations	8
Student Safety, Well-Being & Rights and Responsibilities	9
Outreach	10

The Division of Student Life had a successful fall semester in supporting the growth and success of Saint Mary's students! Student Life staff intersects at multiple points of a student's journey at Saint Mary's. With areas that promote students' living experiences, wellness, and engagement, Student Life accompanies students on their academic and co-curricular journey at Saint Mary's. The Division of Student Life creates a sense of belonging, offers participatory opportunities, and encourages students to contribute back their talents. Departments within Student Life include Campus Assault, Response, and Education (CARE), Campus Housing, Community Life, Center for Women & Gender Equity, Counseling and Psychological Services, the Dean of Students, Intercultural Center, New Student & Family Programs, Campus Safety & Transportation, Campus Recreation & Club Sports, Residential Experience, Student Involvement and Leadership, and the Student Health Center.



# MESSAGE FROM VPSL

*Continued drive towards a positive lived experience, greater engagement, and wellness for all of our students.*



The fall semester was highlighted by increased participation, the establishment of new programs and initiatives, and the increased usage of critical student resources. The new Student Enhancement Fee created lasting memories for students and improved their campus experience. Two new fall events, Fall Fest, which included a concert, hypnotist, and DIY activities, and Winter Fest, highlighted by ice skating under the Chapel, drew hundreds of students. Campus Recreation re-established their outdoor adventure programs, taking students river rafting, to the Monterey Bay Aquarium, and horse-back riding, just to name a few. A wellness initiative brought students opportunities to participate in meditation, fitness classes, and healthy habits workshops. Partnerships between CARE, Athletics, and Club Sports drew over 400 students to the first fall 'Teal Out' (sexual violence awareness) sports day. Students were drawn to the pool's new furniture and enjoyed enhanced experiences for welcome events and various fairs. The Enhancement Fee brought over 50 new fall programs to the campus!

Ensuring students' minds, bodies, and souls are nourished is important work of our staff. The Student Health Center had close to 1,000 clinical visits. Counseling services, with a 37% increase in total appointments, served over 10% of the undergraduate population. The first full-time athletic trainer dedicated to Club Sports served over 100 students and provided over 800 sessions. Campus Safety & Transportation unveiled a new emergency management system, GaelSafe, and upgraded its parking system, in addition to hosting an active shooter training day with local emergency responders. Various divisional departments sponsored events and provided resources to students impacted by violence around the world.

Student leadership and engagement continues to build momentum. The Associated Students (student government) planned and executed their first off-campus leadership retreat in over 10 years and had all of their positions filled for the first time in over 5 years. One in four students participated in student-driven Intercultural Center events such as Feel Good Friday. Weekly events emanating from the CWGE drew over 400 participants from around campus. Clubs and organizations hosted over 250 events in the fall!

The departments within Student Life also made strides in serving graduate students. The Student Health Center and Counseling & Psychological Services both now offer their important resources to graduate students. Over 20% of all graduate students utilized the recreation center and graduate students attended various campus events.

I eagerly anticipate the upcoming spring and the bountiful programs and initiatives that are planned. With over 15 new staff having joined our Division since summer, it is humbling to see the dedication and passion of our staff and their commitment to providing a positive experience for our students! We are fully committed to continuing to drive towards a more positive lived experience, greater engagement, and continued wellness of all of our students. We thank you for exploring all that Student Life provides!

*James Sciuto Ed. D*  
Vice President for Student Life





# Special Events

## FA23

## FAIRS, FESTIVALS, DANCES & MORE

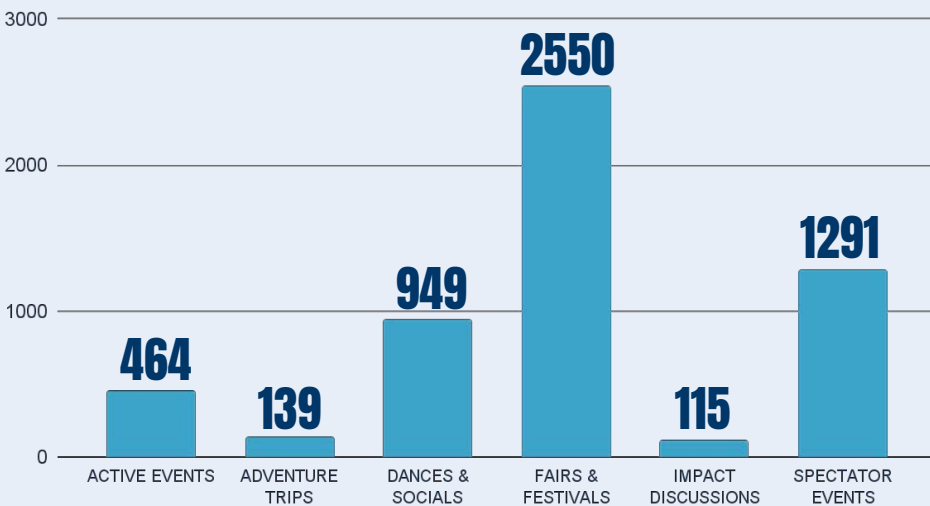


### Over 5500 participants in special events.

Special events are considered unique gatherings on or off campus that occur one time during the academic year with a focus of school spirit, belonging or community building. Special events hosted by Student Life involve cross-collaborations and various contributing sources.

# 5500+

Total Number of Participants by Category



- A Day In Monterey Bay
- Battle of the Halls
- Casino Night
- Club Sport Home Competitions
- Decompression with Expression
- Diversity Dance- Masquerade
- Diwali Festival of Lights
- Fac Chats: Dr Kameeka Kitt -Hopper
- Fall Fest
- Fall Sports Teal Out
- First Year Olympics
- Glow Fitness
- Homecoming Dance
- Horseback Riding at Half Moon Bay
- Invest: Is Barbie Enough?
- Invest: Let's get to the Root!
- Involvement Fair
- Oktoberfest
- Stress Management Fair
- Vintage Fair Field Trip
- Wellness Fair
- White Water Rafting
- Winter Fest





# 1046 | 27

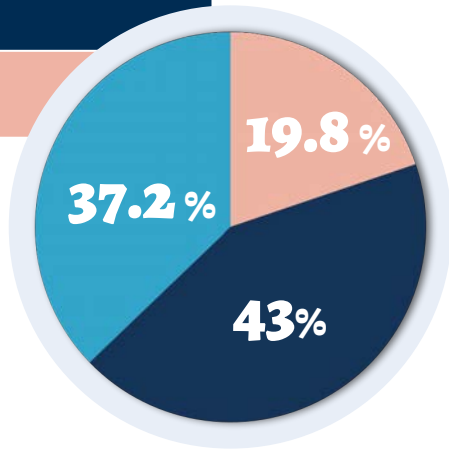
## Workshops

## FA23

### Twenty-seven different offerings with over 1000 participants

Student Life supports a students’ successful journey at SMC with workshops and facilitated programs by professionals to create an opportunity for students to connect with others about topics and interests across campus. The offerings of these type of activities are essential to the growth and development of student leaders, group dialogue, conflict resolution and community building. At times the facilitations provides a space to offer discussion around sensitive and challenging topics. In addition, programs that focused on well-being help students navigate college life.

Type of Workshops	Number of Participants
Activism/Artivism	389
Community Building	450
Self Care	207



- Affirmation Jars
- Balanced Bites
- Barbie Viewing at Rheem Theatre
- Beyond Our Silhouettes
- BIPOC Bodies on the Border
- Caring for yourself and Others
- Catalina Torres Night to Remember
- Consent Workshop
- Dia de los Muertos Inspired art with Lucia
- Diversity Retreat: The DAY We Begin
- Halloween Candy Hunt
- Healthy Relationships
- Imposter Syndrome: Collective Hour
- Locker Room Talk
- Lucia Gonzales Ippolito-Muralist
- Mid-Term Massage Therapy
- One Love Workshop
- Paint your Mood
- Performance Plates
- Pet Therapy
- Pillow Time
- Post Screening Barbie Discussion
- Pre-reception for Lamorinda based students
- QPR Training Suicide Prevention
- Queer Thoughts: Collective Hour
- Screening and discussion of 'Rebel Hearts'
- Screening of 'A Song for Cesar'
- Survivors and Resilience
- World Peace Day
- Yoga & In(tensions)

**“ I learned that speaking up about a situation is not a bad thing if it means you’re impacting and changing someone’s life. Also the many resources we have on campus and off campus that we can go to if we need help or to seek help for someone. ”**

-Healthy Relationships Attendee





# Intentionality

FA23

Intentional engagement is a component of Student Life that reflects on the ways a student at SMC participates or attends programs and services by taking the first step with self initiation. These services often involve dedicated and regular operating hours or consistent weekly programming.

## Social Engagement Opportunities | Fall 2023

419

Feel Good Friday Attendees

400

Coffee & Communities Attendees

338

Residential Engagement Attendees

100

Test Your Luck Attendees

2360

### Recreation Center Reservations

2360 reservations made by Student group, Club or Organization requests for rooms in the rec center.

89 | 63

### Intramural Sports

89 Participants in 63 games involved in weekly intra-campus sports

882

### Fitness Classes

882 participants in weekly fitness classes taught by professionals.

254

### Club Sport Practices

Scheduled weekly practices for Club Sports in the Rec Center, Turf Field and/or Pat Vincent Field.

## Active Lifestyle Engagement

Making exercise and physical activity an internal motivation by providing easy accessibility.





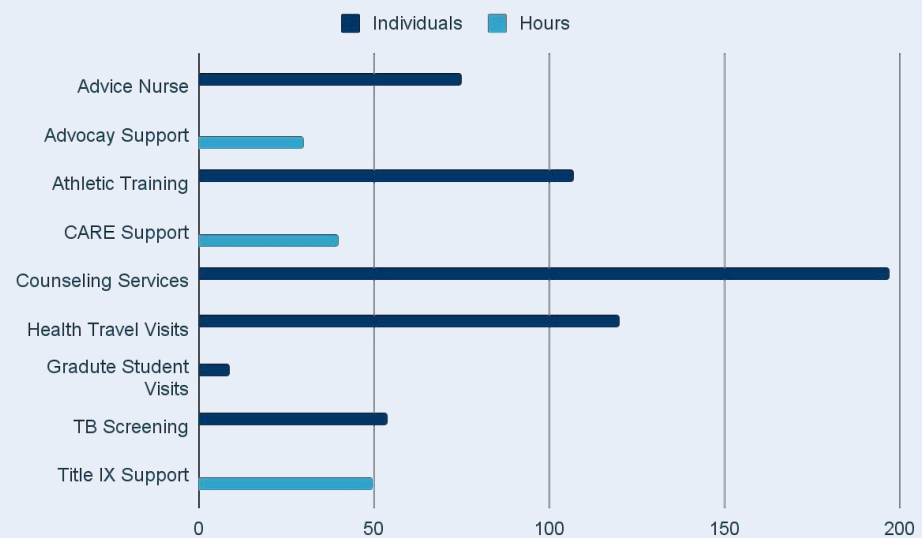


The intentional engagement requires the student to self invest to these services specifically targeted to their success. Throughout their journey at SMC these programs make an impact on their positive experience.

Cupcakes for a Cause Military Trauma Support	Domestic Violence Awareness Ribbons & Signs	ID Card Distribution 876	Send Suicide Packing 100
Tulip Planting Project 500 Bulbs	Food Insecurities Screening	Free Covid Tests	Veteran's Card Making 35



### Health & Wellness Services



### August - December 2023

- 850 CAPS Appointments
- 843 Athletic Training Appointments
- 750 Clinical Appointments

### Attendance by Facility Each Month

Location	August	September	October	November	December
Intercultural Center (Delphine Lounge)	261	907	896	765	259
Joseph L. Alioto Recreation Center	8,084	15,256	13,765	9,844	4,573



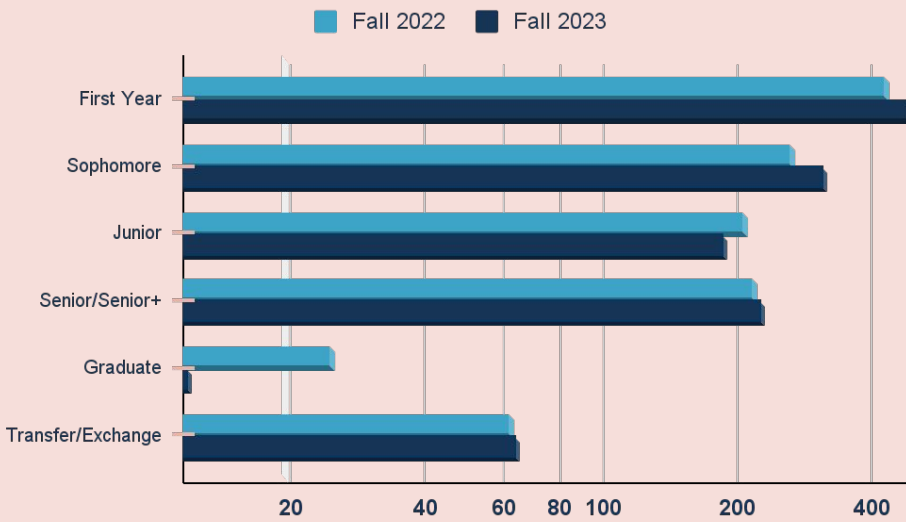
# Housing

## FA23

# 1315

## 5.8% Housing Occupancy Increase

Housing Classifications



Classification	Number of Residents	Increase/Decrease from FA 2022
First Year	499	12%
Sophomore	319	15%
Junior	189	-12%
Senior Senior+	231	10%
Graduate	12	-52%
Transfer Exchange	65	2%

87% total housing filled with an increase of 87 students living on campus compared to Fall 2022.

## Residential Support

For every 24 students, there is one RA/ RD in place for housing support.

# 24:1

## Meal Plans

7 Day Meal Plan	902
5 Day Meal Plan	204
175 Block Meal Plan	57
75 Block Meal Plan	172
<b>Total Meal Plans</b>	<b>1335</b>

# 23.8%

Increased Meal Plans from FA 2022



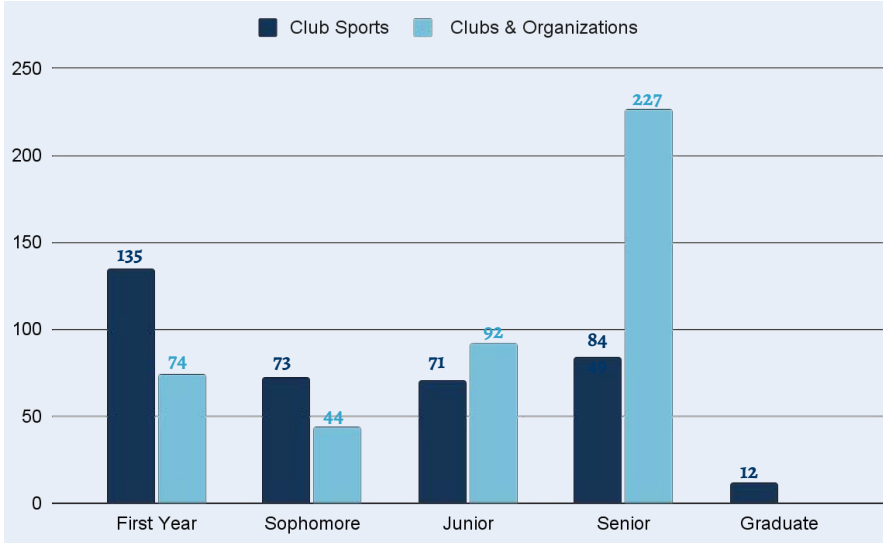




# Organizations

FA23

Clubs, organizations and living communities on campus provide students the opportunity to participate in structured groups that have common interests with fellow classmates.



**52%**  
52% of Club & Organization participants are Seniors

**Highest Participant Percentages by Grade.**  
**36%**  
36% of Club Sport participants are First year Students.

**812** Total Students Participate in Clubs & Orgs

**78** Student Clubs & Orgs

**95 : 1746**  
Ninety-five student organization led events with 1,745 attendees.

Category	Number of Clubs
Academic Based Clubs	8
Club Sports	15
Cultural Clubs	6
Diversity Organization Council	10
Governance/Council	4
Faith Based Clubs	2
Gaming/ESports	4
Philanthropic & Self Care Clubs	8
Pre-Professional Clubs	14
Recreational Sports	6



## Living & Learning Communities

We have three living and learning communities on campus. Honors LLC which is housed on Aquinas Hall with 45 participants. Our STEM LLC resides in Assumption Hall with 18 members and our Transfer LLC is in Marjorie David Ageno B Hall with 20 residents.

**83**  
Living & Learning Residents



## Student Safety, Well-being, & Rights and Responsibilities

FA23

Ensuring student safety and well being is an integral part of the work of the division of Student Life. It is also important that students understand the importance and value of living and learning in a community in which all members respect one another, and are accountable to the policies and practices that ensure a healthy and safe community. The Office of Campus Safety, the Office of Community Life, the Outreach, Referral, and Behavioral Intervention Team (ORBIT) and BIRT (Bias Incident Response Team) all work toward these goals through a variety of services, programs, and outreach. During the fall semester of 2023 a review and audit of practices have allowed for the departments to better position themselves to improve support and enhance services. Collaborations within the department and across campus are essential to crisis management, navigating conflict resolution, staff and student training, and overall engagement.

The Office of Community Life works to support students well being, conflict management, and community responsibility by managing the student conduct process, providing support and outreach in response to care form submissions, and working in collaboration with the Dean of Students office to connect students to campus resources and supports.

CARE REFERRALS – FALL 2023	
Number of Referrals	148
Number of Cases	134
Referred Cases	79
<i>Bias Incident Referral Team (BIRT)</i>	5
<i>Outreach, Referral, and Behavior Intervention Team (ORBIT)</i>	50
<i>Residential Experience</i>	20
<i>Dean of Students</i>	1
<i>Vice President of Student Life</i>	3
<b>Total Students Served</b>	<b>132+</b>

STUDENT CONDUCT CASE MANAGEMENT NUMBERS – FALL 2023	
Number of Referrals	97
Number of Cases	90
Referred Cases	8
<i>Title IX Support &amp; Compliance</i>	8
<b>Total Number of Student Respondents</b>	<b>141</b>

## Campus Safety & Transportation

Safety services that support students, staff, faculty, administers and visitors.

- Patrolling the campus and promoting safety.
- Staffing the front kiosk at the main road to monitor traffic and bolster safety. The kiosk serves as our dispatch center where we take calls and broadcast information to officers on campus.
- Responding to requests for assistance to include lock outs, collaborating with stakeholders on campus to include students, and managing parking related issues.
- Locking up all buildings at night and unlocking them early in the morning.
- Attending and Supporting events on campus.
- Managing the SMC Lyft and County Connection bus programs.
- Responding to all calls for assistance.
- Serving as the connection for local police and fire.
- Monitoring the Gael Safe App.
- Preparing for emergencies and disasters.
- Responding to fire and burglar alarms on campus property, to include at the Rheem Center.
- Enforcing parking violations and coordinating parking for events.





# Outreach

# FA23

Outreach to our local community is imperative to the positive exposure of Saint Mary's College. Our reach extends past Moraga and provides educational and financial opportunities.



## Professional Safety Training

Active Shooter drills on campus with first responders from Moraga police and fire, Lafayette police, Orinda police, and personnel from the Contra Costa County Sheriff's Office as well as the Contra Costa Fire District.

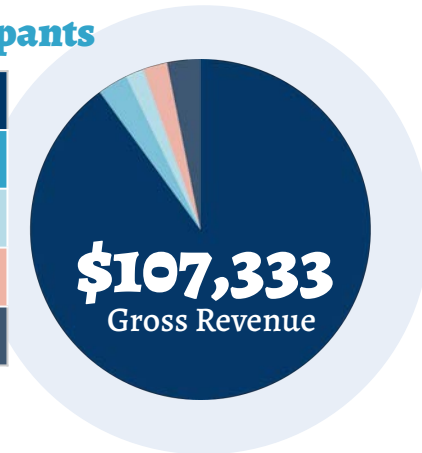
## Non-SMC Affiliated Housing HOUSING

# \$10,525

June 23 - Dec 23

### Summer Youth Camp Participants

Northern California	89.9%
Central California	8.2%
Southern California	1.7%
Out of State	2.3%
Did not Respond	3.1%



### Recreation Facility Rentals FY23

# \$64,280

Recreation Center	83
Pat Vincent Field	52
Turf Field	7

## Email Distribution Lists

- The Scoop**
  - 17 electronic issues
  - 2675 Recipients
  - 72.19% Open Rate (industry average is 23%)
- Family Newsletter**
  - 5 electronic newsletters
  - 9,176 Recipients
  - 55.22% Open Rate

- Number of rentals June - December 2023 Non- SMC affiliated.
- Each day the group reserved the facility is considered one rental.

# 10

# Fall 2023 Professional Staff

Aaron Gibson	Associate Director for Campus Safety
Alexandra Kytan	Student Conduct Coordinator
Amanda Morton	Athletic Trainer
Ann Hassett	Registered Nurse .40
Arlo de Guzman	Sergeant
Art Wagner	MFT/PCC Trainee
Bill Harris	Officer
Brian Middleton	Director of Housing Operations & Auxiliary Services
Carnetta Porter	Staff Therapist AA/Black Student Focus
Carolina Celis	Housing Operations Manager
Cynthia Cutshall	Associate Director for Clinical Services
David Vengel	CAPS Staff Therapist
Elise Schiappacasse	CAPS MFT/PCC Trainee
Erin Perkins	Nurse Practitioner/Interim Medical Director
Fei Hui	CAPS Staff Therapist
Fiona Corner	Assistant Director for Residential Experience
Giselle Perez	Officer
Heidi Tend	Office Manager
Jeff Russo	Sergeant
Jennifer Berten	Registered Nurse .40
Jennifer Herzog	Assistant Vice President of the SMC Experience
Jeremy Penaflor	Director of Recreational Sports
Jim Sciuto	Vice President for Student Life
Judy Curtis	CAPS Staff Therapist
Karina Schwab	CAPS Staff Therapist
Karlene Alves	CAPS Staff Therapist
Kimiya Shokri	Assistant Director of Intercultural Center
Kristen Freeman	Staff Therapist
Kohyon Clayton	Officer
Laura Lyndon	Interim Dean of Students
Layli Khaghani	CAPS Staff Therapist
Lillian O'Keefe	Assistant Manager for Club Sport Operations
Lora Dungo	Medical Assistant
Lori Umidon	Membership Services & Facility Operations Manager
Lyla Lauren	Lieutenant
Mario Villezar	Officer
Manjit Sappal	Executive Director for Campus Safety and Transportation
Mariel Littorno	Assistant Director of Campus Recreation Programs and Operation
Megan Gallagher	Director of Campus Assault Response and Education
Melanie Salas	Intercultural Center Coordinator
Miranda Vega	Interim Program Coordinator in Student Involvement & Leadership
Niloufar A	Student Support Coordinator
Nolan Puglisi	Officer
Rebecca Harper	Director of Campus Recreation & Club Sports
Ronn Peterson	Officer
Samantha Alberto	Director of Residential Experience, Interim Director for the Intercultural Center
Sam Bide	Officer
Sean Alexander	Sergeant
Sharon Sobotta	Director of Center for Women & Gender Equity
Stacy Welcome	Physician Assistant
Themis Lonis	Officer
Thomas Perry	Assistant Director for Club Sports
Thomas Westbrooks	Officer
Travis Mason	Associate Dean of Students / Director, Office of Community Life

