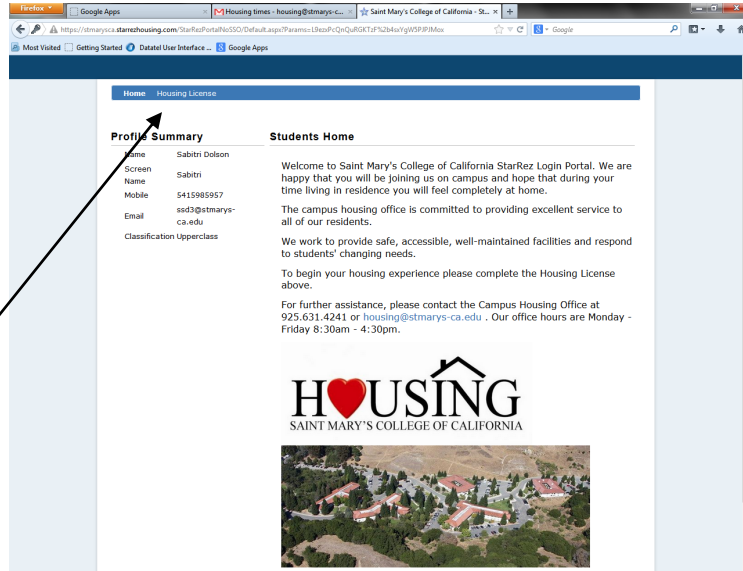


# How to Learn Your Appointment Time in StarRez

1) Log into your housing application through StarRez from your MYSMC

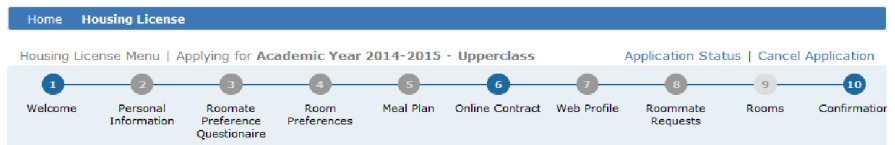
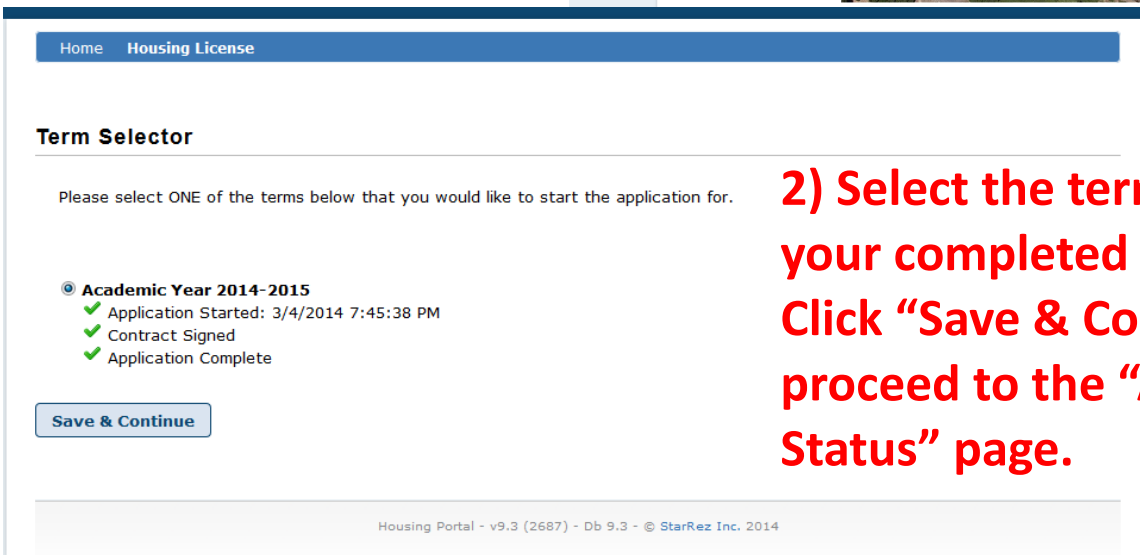
Click the "Housing License" at the top left corner to view your application.



2) Select the term year with your completed application. Click "Save & Continue" to proceed to the "Application Status" page.

3) Your appointment time will appear on this "Application Status" page.

If you are having trouble to get to this page or reading your room selection appointment time, please contact the Campus Housing Office at 925.631.4241.



## Application Status

This page contains a copy of your application as well as the current progress of your on campus housing application.

Your application is complete. Please check the menu for steps that are still open. You may cancel the application by selecting the 'Cancel Application' step.

You will be receiving a confirmation email shortly stating the completion and receipt of your application.

**'2014-Apr-04 11:30:00'**

Above you will find the time in which you can log back into StarRez to choose your room.

**If you are a 2nd year student, you will select your room at the given time on April 3rd.**

**If you are an upperclass students, you will select your room at the given time on April 4th.**

Your application is currently complete. Please check the menu for steps that are still open. You may cancel the application by selecting the 'Cancel Application' step.

**Dolson, Sabitri**

<b>Term:</b>	Academic Year 2014-2015
<b>Dates:</b>	9/2/2014 - 5/21/2015
<b>Status:</b>	✓ Applied : 3/4/2014 7:45:38 PM ✓ Contract Signed ✓ Application Complete