





VEHICLE SAFETY TRAINING WORKSHOP



How many of you have children driving your personal car?

- Does your child take safe driving of your car seriously?



Your job at St. Mary's College is to make safe driving of their vehicle a serious matter.



- Driving at St. Mary's is a privilege T or F
- Poor driving records and history remove driving privileges T or F
- St. Mary's is responsible for your driving habits T or F
- Driving is risky no matter who is behind the wheel T or F

Safe Driving Is About...

- Recognizing Risks
- Controlling Risks
- Being Safety Prepared
- Practice & Learning
- Responses to situations
- Judgments & Decisions



Safe driving is not about being a “Good
or Smart Person”

Control The Risks

Issues

- Distractions
- Too Close
- Speeding
- Surroundings
- Secure Loads
- Pulling out too far into traffic

Issues

- Intersection yellow lights
- In a RUSH
- Exiting parking lots
- “U” Turns
- Seat Belts
- Alcohol

People Issues NOT Vehicle Issues

5 Keys to Defensive Driving

1. AIM HIGH IN STEERING

- Scan the road & situations ahead
 - @ 30 mph city = 1 block ahead
 - @ 60 mph highway = 1/4 mile ahead
- Anticipate hazardous ahead
- Anticipate the actions of others ahead

5 Keys to Defensive Driving

2. GET THE BIG PICTURE

- Keep speed right for the road conditions
- Know what is ALL around you
- Know the safe following distances
 - 2 seconds – cars, pickups
 - 3 seconds – medium trucks
 - 4 seconds – Large trucks, trailers or loads
 - Add 1 second for conditions
 - Add 1 second for speed >40mph

5 Keys to Defensive Driving

3. KEEP YOUR EYES MOVING

- Keeping your eyes active with the speed of travel
 - Peripheral Vision – unfocused, side
 - Central Vision – focused, detail, narrow
- Staring at an object for 3 seconds – loose your Peripheral Vision

5 Keys to Defensive Driving

4. LEAVE YOURSELF AN OUT

- Leave space to react – Front & Side
- Control your emotions
- Avoid distractions
- Leave room for lane changers

5 Keys to Defensive Driving

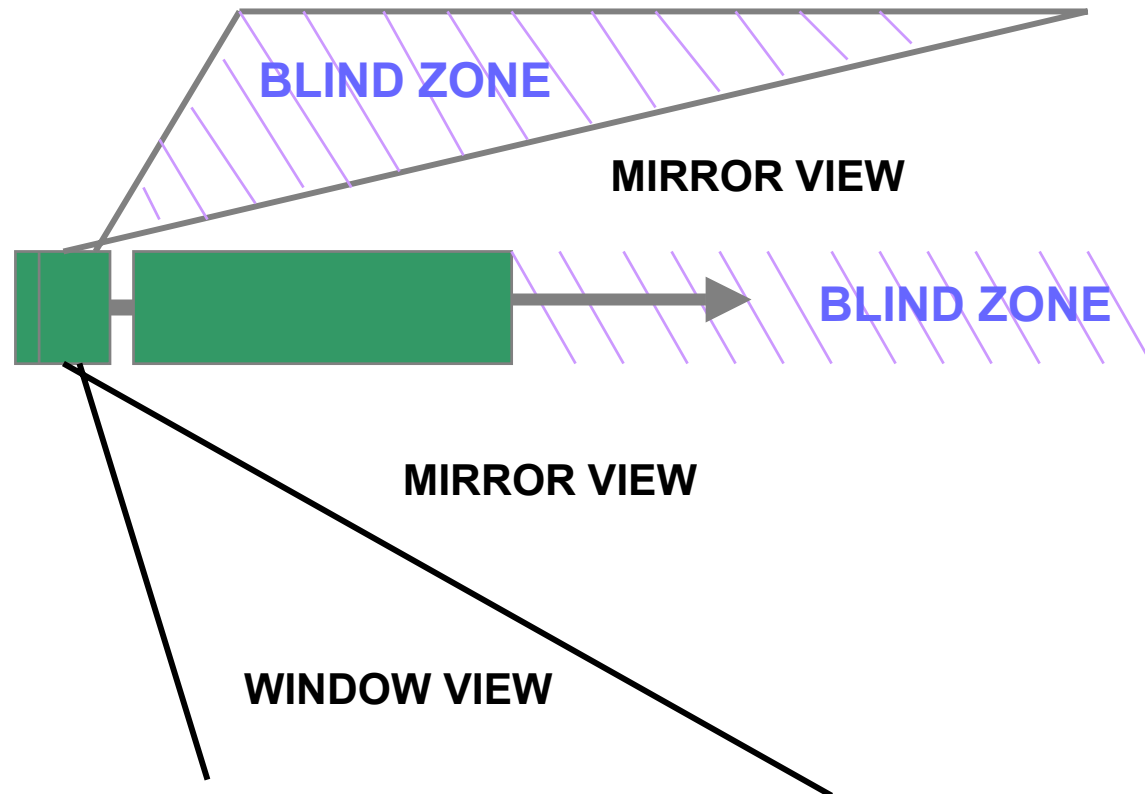
5. MAKE SURE THEY SEE YOU

- Horn
- Lights
- Brakes
- Turn signals
- Make eye contact
- Stay out of the No Zone

The No Zone

- Blind spots
 - Your vehicle
 - Other vehicle
- Rear view mirrors – if you can see the driver, they can see you

The No Zone



Safe Driving Tips

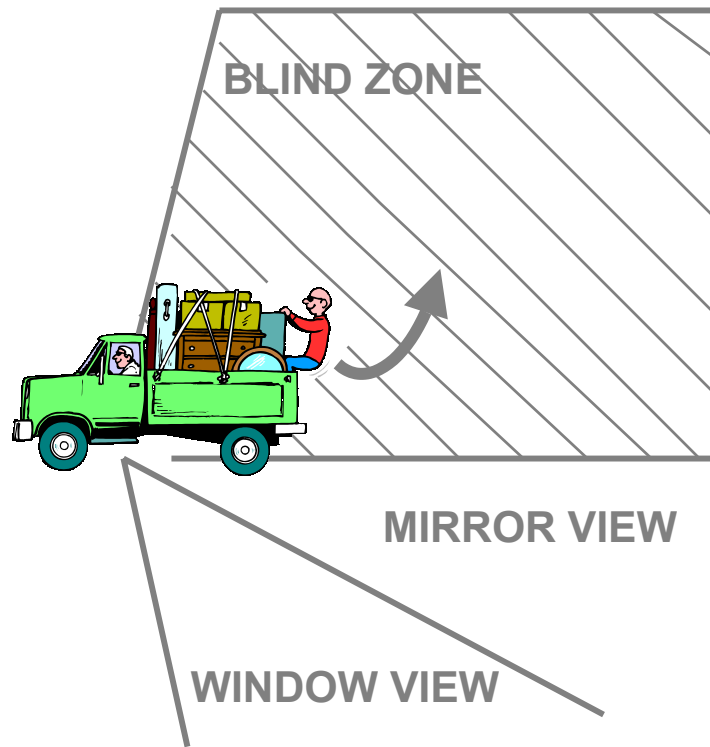
BACKING

Backing accidents are preventable

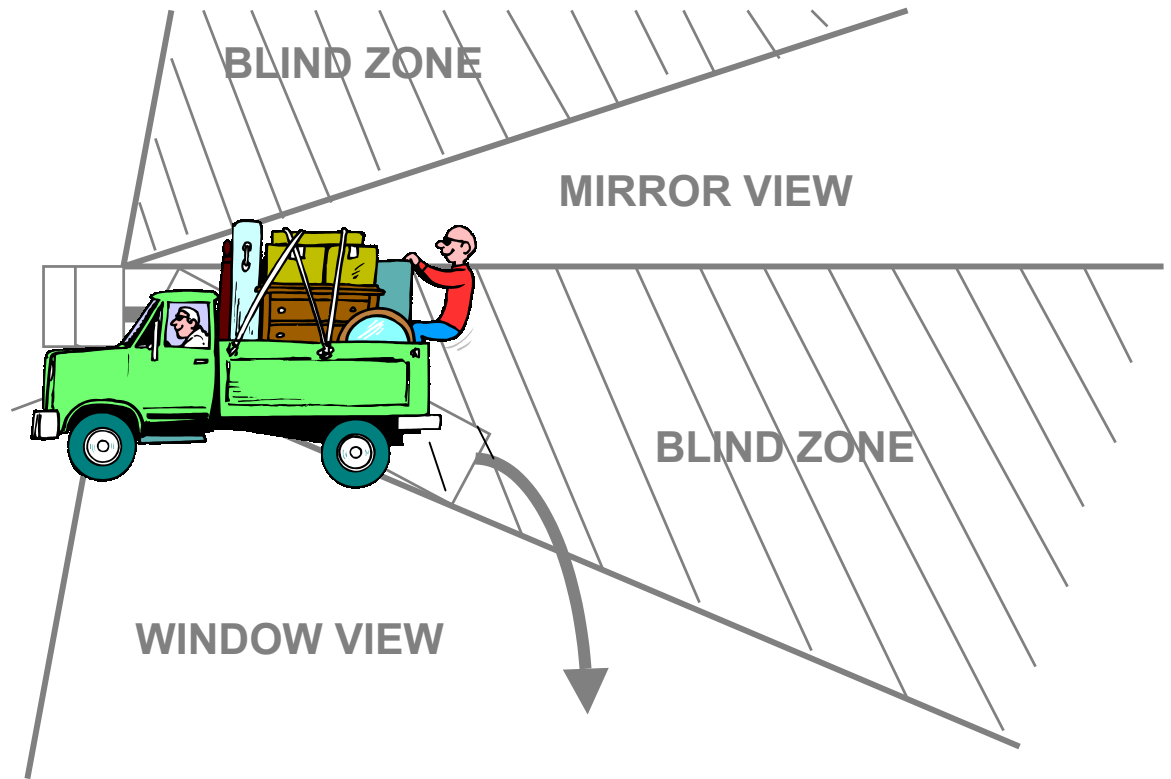
T or F

1. Take in the whole picture
2. Back from the driver's side
3. Back slowly
4. Watch both sides
5. Use reliable guide

Backing To Driver's Right



Backing To Driver's Left



Rear Enders

Account for

1 out of 4

collisions

Control The Risks

Following Distances

- Car, van, pickup 2 seconds
- Truck, bus 3 seconds
- Tractor trailer 4 seconds

Speed: Add 1 second over 40 mph

Road surface: Add at least 1 second for slippery road surfaces

Distractions

- 4 Basic Flavors....

1. Hands – Manual
2. Ears – Sounds
3. Eyes – Visual
4. Mind – Thoughts and Emotions



Control The Risks

Distractions increase accident Risks by 30%

- Tune distractions out
- Turn off the radio
- Keep driving concentration
- Avoid eating/drinking while driving
- Stay off the cell phone
- Control emotions
- Keep eyes on traffic conditions



Speeding


Causes

1 out of 8

Accidents

Speeding – contributing factors

- Personal behavior –
“Thrills”, “It’s Cool!”
- Late
- Insufficient Driving
Time Planned
- Stress – Emotions –
Thoughts



Control The Risks

- Slow Down
- Stay out of the fast lane
- Not the fastest out there
- Trip and route planning
- Keep emotions cool – let the racers go..
- Arrive sooner if not stopping for a ticket



Personal Driving Records

- DMV Reports –
 - Personal and business driving combined
- Acceptable Record – 18 years or older
 - No Major violations w/in a 3 yr. period
 - 2 Minor moving violations w/ no At-Fault Accidents or
 - 1 At-Fault Accident w/ no moving violations or
 - 2 No-Fault Accidents, only if agent reviewed

Personal Driving Records

- Unacceptable Record –
 - Any Major moving violation within a rolling 3-year period
 - At-Fault Accident: Any where the driver is designated as having caused the accident or negligently contributed to its occurrence.
- Exclusions - Motor vehicle equip, load or size violation
Improper display of plates.
Failure to sign or display registration cards.

Moving Violations

- Minor
 - Speeding
 - Lane change
 - Traffic signal
 - Not obeying signage
 - Equipment violation
- Major
 - DUI – alcohol, drugs
 - Reckless driving
 - Eluding an officer
 - Not reporting accident
 - Driving without a license
 - Open container of alcohol
 - Homicide, manslaughter, or assault, car related




Personal Driving Records

- Motor Vehicle Program is currently in development. Will be posted on the EH&S and H.R. Websites.
- Questionable records will be reviewed on a case by case basis.
 - Your driving privileges can be revoked.

When an Accident Does Happen

- Protect the scene from further collision
- Protect the scene for injury
- Gather the accident data
- Use the accident reporting kit



Accident Reporting Process

- Gather accident data at the scene – use the accident reporting form
- Name of each passenger in the other vehicle
 - Physically look at the other drivers' license(s) and vehicle plate number. Don't just get a verbal
- Exact location using cross streets
- Take pictures at all angles – close and far
 - If you have a camera with you.

Accident Reporting Process

- Report to your St. Mary's Supervisor **AND**
to Administrative Services @ 631- 4571.
- If the accident occurred on St. Mary's
College's property, **Report to Public**
Safety at 631- 4282 also !!

An Accident Investigation

Preventable Collision:

One in which the driver failed to do everything that reasonably could have been done to avoid it.

Non-preventable:

Was the vehicle driven in such a way that **NO ERRORS** were committed, and so control the vehicle as to make due allowance for conditions of road, weather, traffic, and mistakes of others.

Summary

You are the 'Captain of the Ship'

Take control of the risks

- Speeding
- Alcohol
- Fatigue
- Distractions
- Backing
- Trip Planning
- Following Distances
- Loads Secure
- Seat Belts
- Road/Weather Conditions

Safe driving applies to all ages,
men & women

Errors behind the wheel have life
altering consequences

